


QIn Signature speaker stand

Manual



What are included:

2x Top plate 372x265x25mm(not used together with Signature speaker)

2x Bottom plate 480x280x25mm

2x Pillar 580x300x150mm

8x Cone


8x Puck

8x M6x20 (screw for cone)

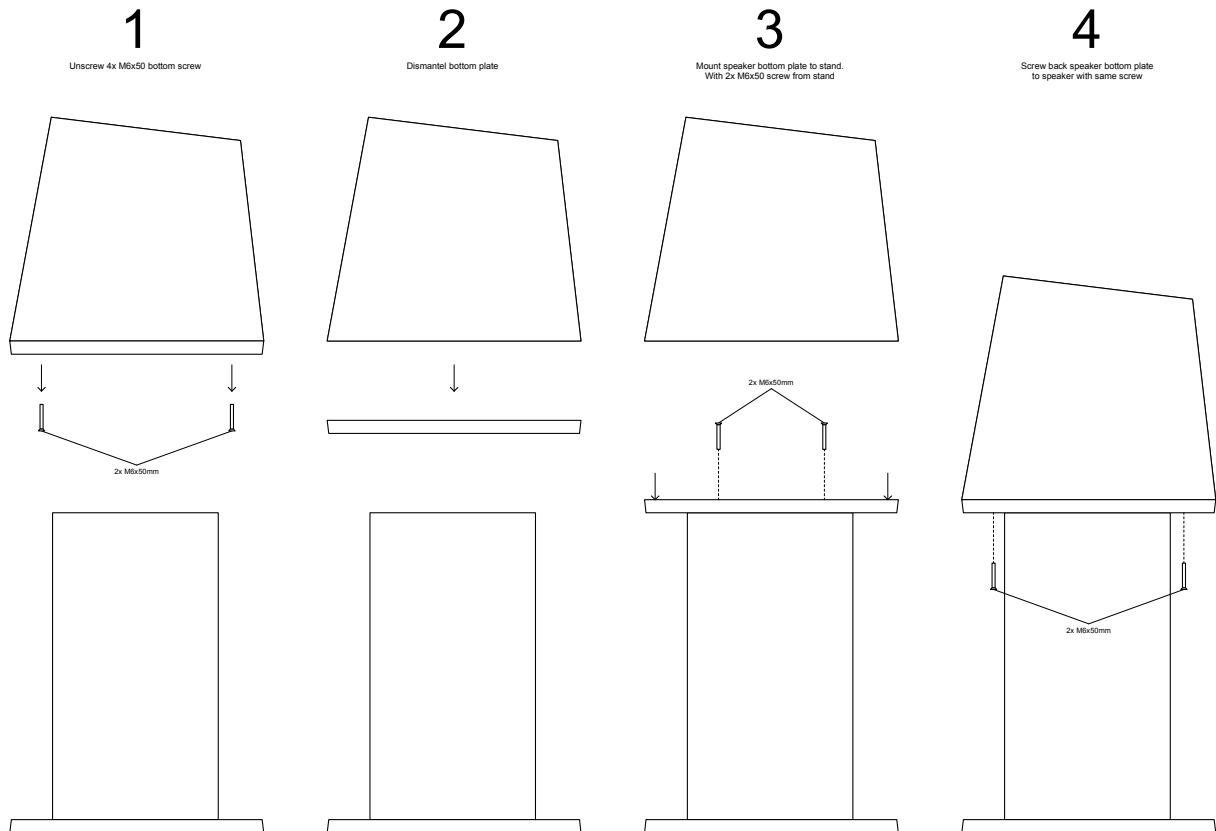
8x M6x50mm screw for top and bottom plate

1x H4 Allen key

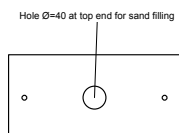
Mounting instruction



Mounting instruction with Signature speaker



The 40mm big hole on pillar should be at the top.
There can you fill in 1/3 to 1/2 sand(dry) for increased damping and stability.
When stand is mounted!



Important, empty sand before dismantling the stand!